










COLONIAL PEDESTAL MAILBOX OWNER'S MANUAL

& ASSEMBLY INSTRUCTIONS

PARTS INVENTORY

Parts list	Parts Picture	Description	Q'ty	Parts list	Parts Picture	Description	Q'ty	TOOLS REQUIRED Ratchet or Adjustable Wrench 10 mm Bolt Short Extension
A		Mailbox Post	1	D		Brass Plate	1	
B		Mailbox	1	E		Mailbox Base	1	
C		Roof	1	F	 10mm bolts	Bolts	6	
				G		Washer	6	

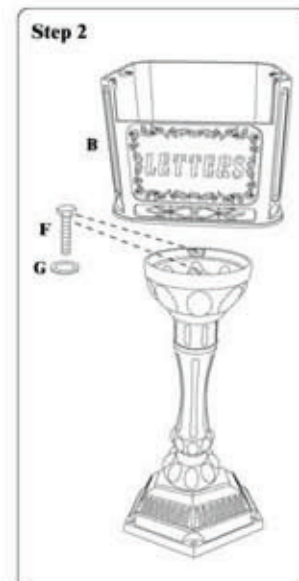
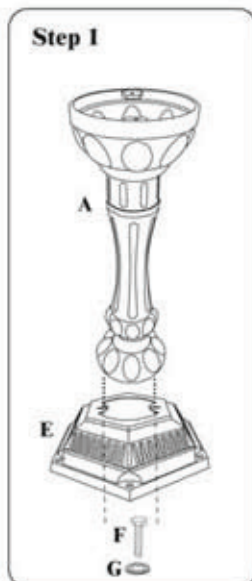
ATTENTION: BEFORE ASSEMBLY, PLEASE MAKE SURE THAT ALL THE ABOVE PARTS ARE INCLUDED AND YOU HAVE CAREFULLY READ THROUGH THE INSTRUCTIONS.

****NOTE:** Aluminum is a soft metal, as over tightening may cause the metal to break. Loosely tighten all hardware; when everything is assembled and balanced, proceed to tighten the bolts. ****It is strongly recommended that you get someone to help you set this mailbox up.****

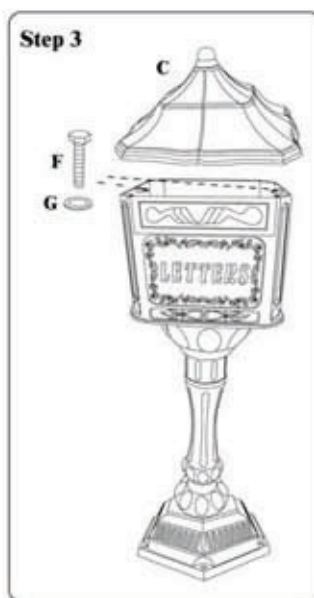
Assembly Instructions:

Step 1.) Place Mailbox Post (Part # A) onto a soft and clean surface. Loosely attach Support Piece (Part # E) onto the Post, using 1 Bolt (Part # F) and 1 Flat Washer (Part # G). Repeat this step until both sides are assembled.

Step 2.) Loosely attach the Mailbox (Part # B) to the Post, using 1 Bolt (Part # F), with 1 Flat Washer (Part # G). Repeat this step until both sides are assembled.



(Step 3) Loosely attach the Roof (Part # C) to the top of the Box with the remaining 2 bolts (Part # F) along with the washer. (Remember to insert the Brass Plate before attaching the Roof.)



Final Notes:

Depending on the final location of your mailbox, whether on the sidewalk or in the yard, please contact your local hardware store or general contractor for any further mounting assembly instructions and materials needed to complete your mailbox setup. Also remember to contact your local post office or mail carrier for any regulations in your area.

Warranty:

All Mailboxes carry a limited (1) year warranty from the original owner against any defects in material and workmanship. Normal wear and tear, improper installation of this product, vandalism, and improper use of the product will not be covered in this warranty. For the duration of (1) year, this limited warranty will cover cracking and color fading of the powder coat. All defected Mailboxes must be returned by its original purchaser with original receipt.

The Mailbox Works

800-824-9985

www.MailboxWorks.com