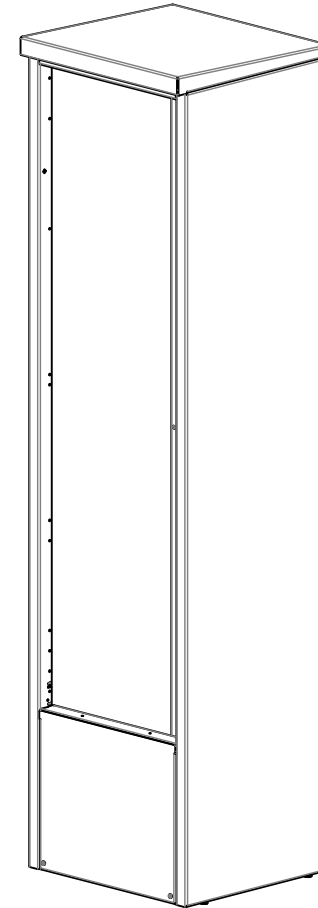
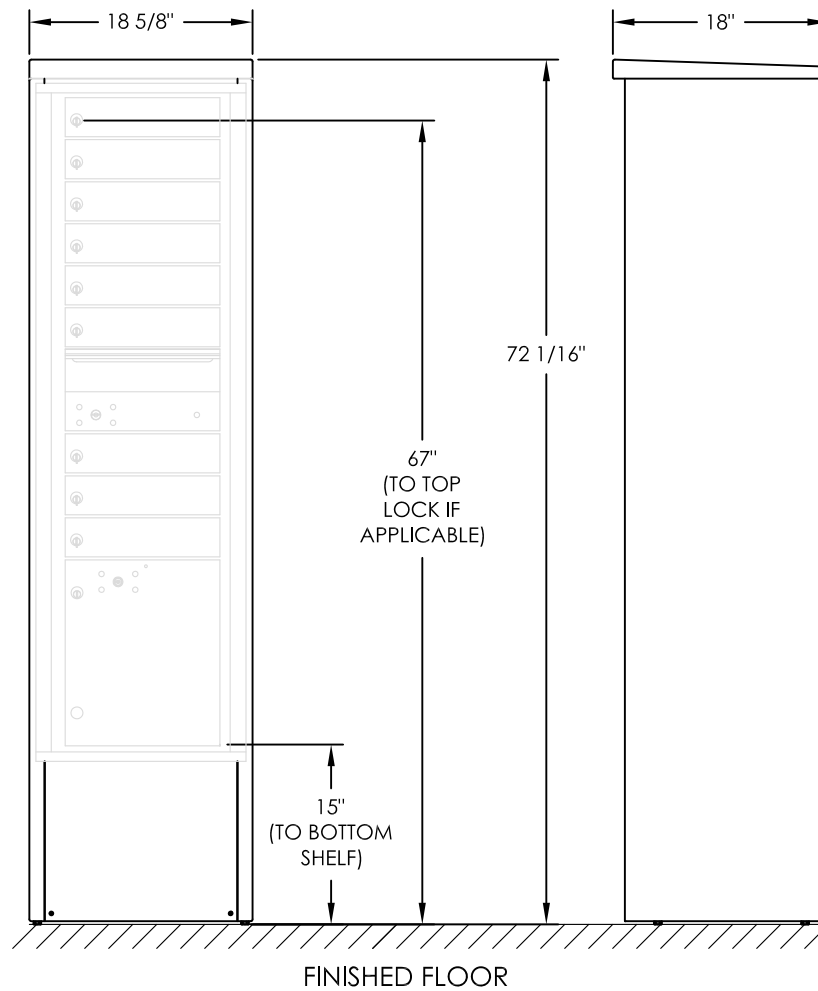


versatile™ 4C Depot, DEP16S

Shown with 4C
for dimensional
reference only.



NOTES:

1. Depot cabinet design ensures compliance with USPS STD-4C mailbox installation regulations.
2. Accommodates all 4C front-loading single-column 16-High modules.
3. Depot cabinet assembled complete in factory.
4. Depot ships complete with 4C front-loading module installed.
5. May be installed outside or inside - see foundation specification details in installation manual.

PRODUCT SERIES:

VERSATILE™ 4C DEPOT

MODEL DEP16S

REV -

SCALE 1:16

LAST REV DATE 10/6/2020

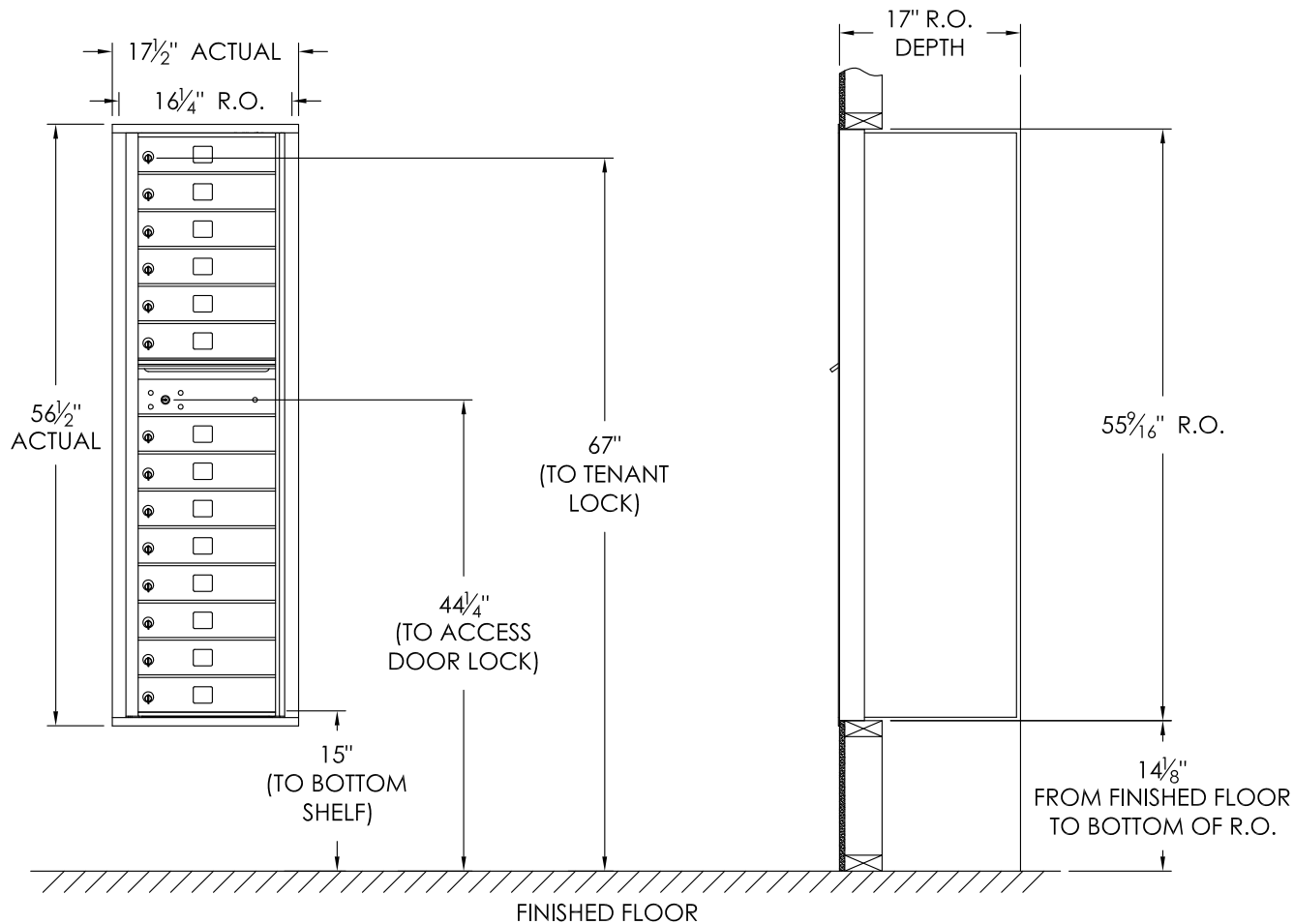
DRAWING NUMBER

DEP16SCS

DRAWN BY

NBC

versatile™ 4C Mailbox, 4C16S-14



COMPARTMENT CHART

DESCRIPTION	COMPARTMENT	COMPARTMENT SIZE	QTY.
MAILBOX	MB1	3" H x 12" W x 15" D	14
OUTGOING MAIL	OM1	3" H x 12" W x 15" D	1

Notes:

1. This module does NOT meet USPS STD-4C installation specification requirements because there are customer compartments (interior bottom shelf) positioned less than 28" AFF.
2. This 4C mailbox can be used for private applications.
3. The rough opening width for multi-unit 4C installations = (the sum of all actual unit widths) - $1\frac{1}{8}$ ".

PRODUCT SERIES:

VERSATILE™ 4C FRONT LOAD MAILBOX

MODEL	4C16S-14	REV	D
SCALE	NONE	LAST REV DATE	01/04/2019
DRAWING NUMBER	4C16S-14CS	DRAWN BY	SDH