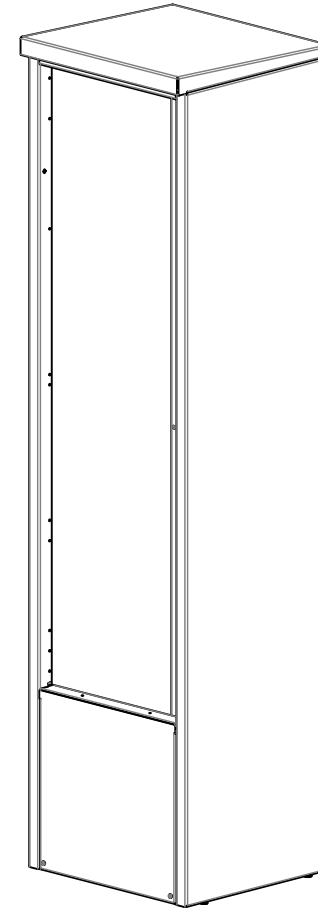
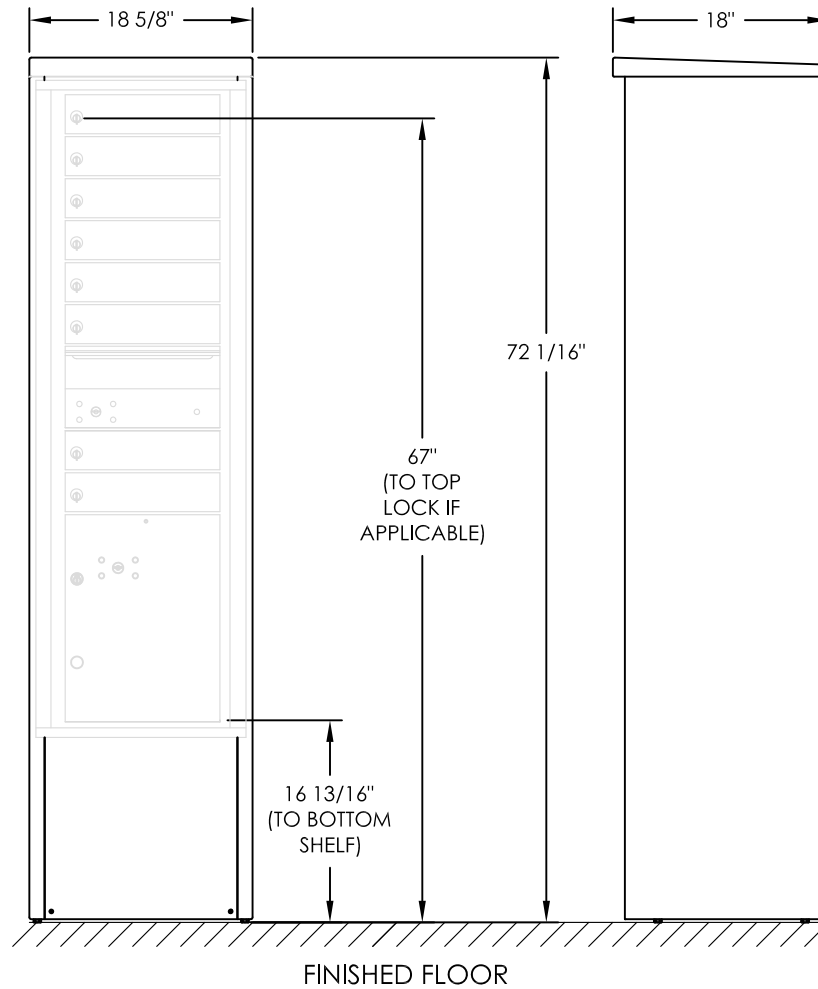


versatile™ 4C Depot, DEP15S

Shown with 4C
for dimensional
reference only.



NOTES:

1. Depot cabinet design ensures compliance with USPS STD-4C mailbox installation regulations.
2. Accommodates all 4C front-loading single-column 15-High modules.
3. Depot cabinet assembled complete in factory.
4. Depot ships complete with 4C front-loading module installed.
5. May be installed outside or inside - see foundation specification details in installation manual.

PRODUCT SERIES:

VERSATILE™ 4C DEPOT

MODEL DEP15S

REV -

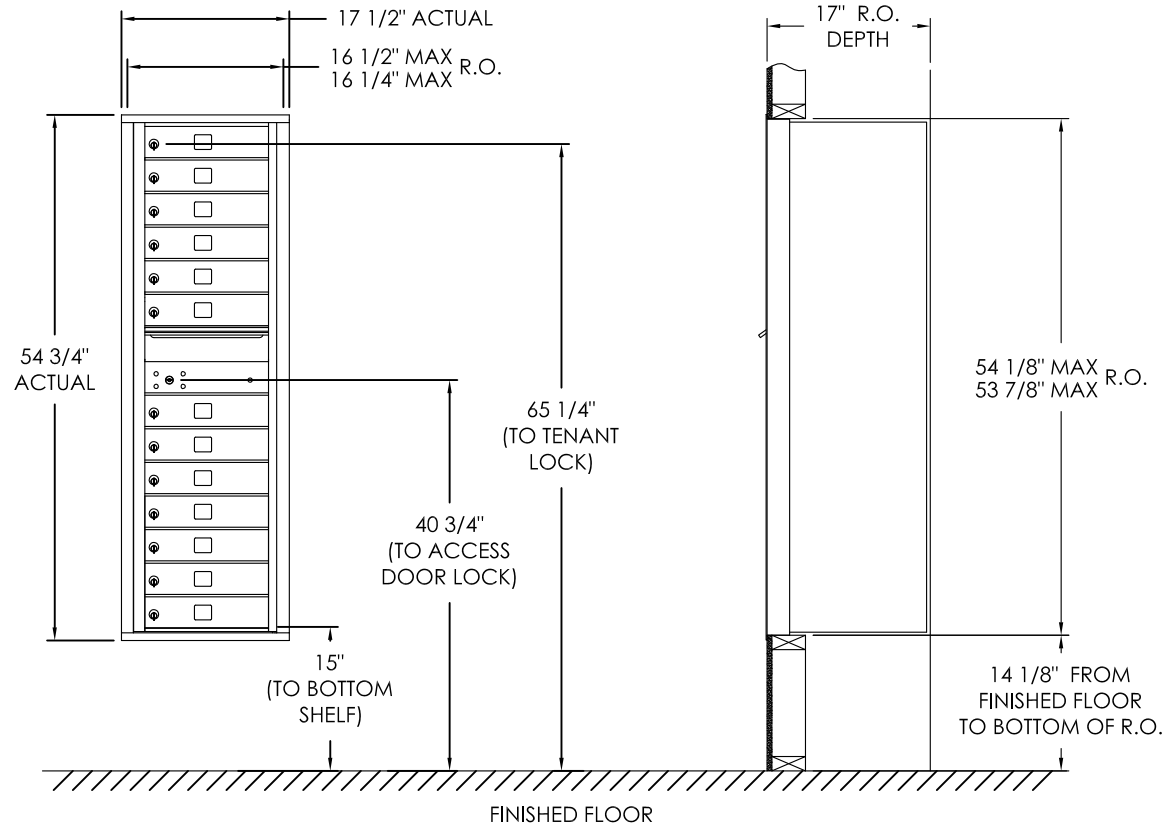
SCALE 1:16

LAST REV DATE 10/6/2020

DRAWING NUMBER
DEP15SCS

DRAWN BY
NBC

versatile™ 4C Mailbox, 4C15S-13



COMPARTMENT CHART

DESCRIPTION	COMPARTMENT	COMPARTMENT SIZE	QTY.
MAILBOX	MB1	3" H x 12" W x 15" D	13
OUTGOING MAIL	OM2	6-1/2" H x 12" W x 15" D	1

Notes:

1. This module does NOT meet USPS STD-4C installation specification requirements because there are customer compartments (interior bottom shelf) positioned less than 28" AFF
2. This 4C mailbox can be used for private applications.
3. The rough opening width for multi-unit 4C installations is provided using the Florence configurator: www.florencemailboxes.com/configurator.

PRODUCT SERIES: VERSATILE™ 4C FRONT LOAD MAILBOX

	MODEL	4C15S-13	REV	F
	SCALE	NONE	LAST REV DATE	07/08/19
	DRAWING NUMBER	4C15S-13CS	DRAWN BY	RAK